

**Litech 12V 300Ah LiFePO4 Lithium Battery**  
**SC series - Series Connection Capable**



Support 4 units In series

Crafted out of Lithium Iron Phosphate (LiFePO4) technology, this is a battery built to last. With 2,000+ recharge cycles (and up to 7,000 under ideal charging conditions) the 300 Ah provides 5 X the lifespan than your typical SLA battery. Combine 2 for 24 Volts or 4 for a 48 Volt system. ideal for industrial purposes where you need a long lifespan battery that charges quickly, or for outdoor uses like hiking or camping where weight is at a premium.

**SPECIFICATIONS**

Nominal Voltage	12.8V
Rated Capacity	300AH @0.5C to 9.6V
Stored energy	3840Wh
Cycle life@100%DOD	2000 Cycles
Approx. Weight	32kg
Internal Resistance	≤30.0 m Ω
Max. Charge Current	200 A
Max. Discharge Current	200 A
Charge Cut-off Voltage	15.2V
Discharge Cut-Off Voltage	9.6V
Dimensions	L520mm × W268mm × H220mm
Series & Parallel Connection	4 batteries(In series) ,or 10 batteries(In parallel)
Operating Temperature Range	
Charge	32°F (0°C) to 113°F (45°C)
Discharge	-4°F (-20°C) to 140°F (60°C)
Recommended	59°F (15°C) to 95°F (35°C)
Self-Discharge Rate	≤3%/month
Life Expectancy (years)	10 years @25° C in 80%DOD
Self Discharge	Approx. 2% per month @ 25° C
Long Term Storage	Charge every 6 months
Short Circuit Protection	Automatically recover after removal of short
Terminal Type	Female Copper Insert M8 (M8/mm)



**COMPLIED STANDARD**

- ✓ IEC 62133
- ✓ UL 1642
- ✓ ISO9001
- ✓ ISO14001
- ✓ UN38.3

**INTELLIGENT BMS FUNCTION**

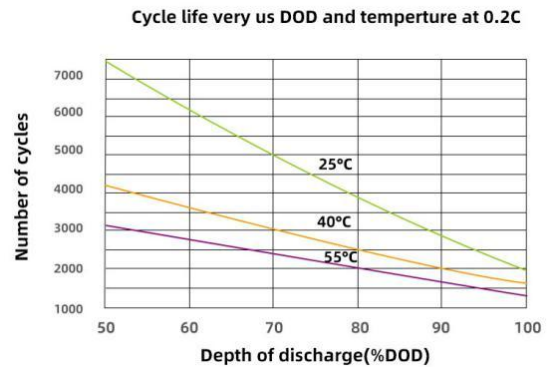
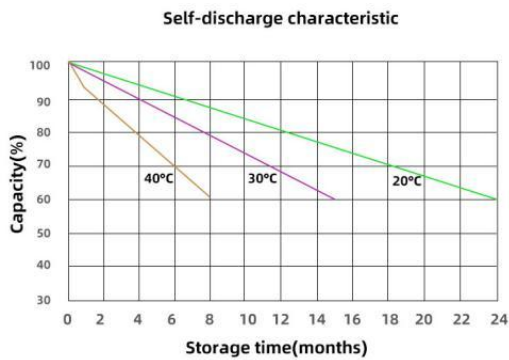
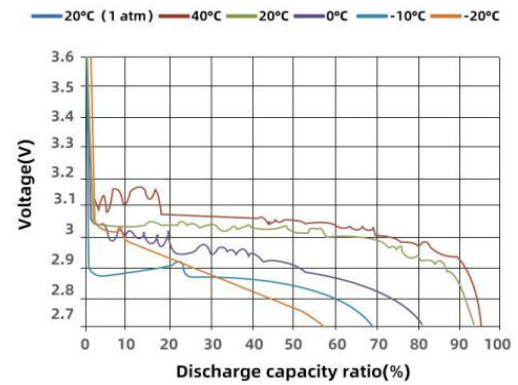
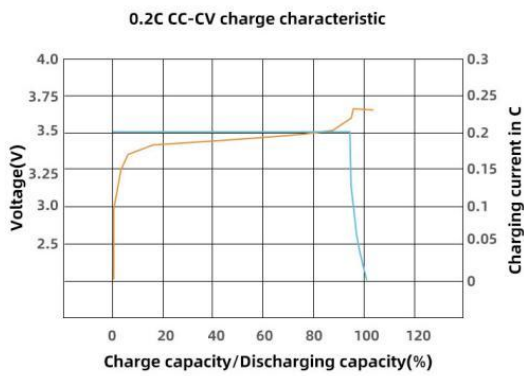
- Overcharge detection function
- Over discharge detection function
- Over current detection function
- Short detection function
- Temperature detection function
- Balance function

**SERIES CONNECTION CAPABLE**

The SC series allows for up to 4 batteries connected in series or 10 in parallel, but not concurrently. The batteries must all be matched at voltage levels, capacity, state of charge, date of manufacturing, and chemistry.

**APPLICATIONS**

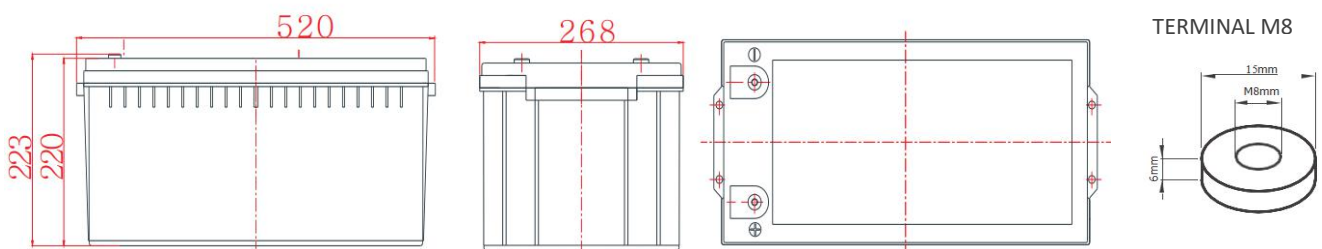
Medical    Solar    Wind    Mobility    Data Center    Transport    Sports & Recreation    Utility



### BENEFITS OF LITHIUM

Lithium offers several performance benefits versus its sealed lead acid (SLA) equivalent. A lithium battery's capacity is independent from the discharge rate and provides constant power throughout its discharge. The degradation of a lithium battery at a high temperature is significantly reduced in comparison to SLA. Lithium has ten times the cycle life as SLA at room temperature. Even at an elevated temperature, lithium still has increased cycle life over SLA at room temperature. Lastly, Lithium charging follows a similar charging profile as SLA, Constant Current Constant Voltage (CC/CV). However, lithium can be charged faster, without the need for a maintenance float charge.

### BATTERY DIMENSIONS



### Keheng New Energy Technology (shenzhen) Co.,Ltd

Floor 8, D8 Bldg, Lang kou Industrial Park, Long hua District, Shenzhen, china

Tel: +86 0755-21044322 Fax: +86 0755-21044322

Website: <https://www.lithiumbatterytech.com/>

<https://www.keheng-battery.com/>

Email: [Info@keheng-battery.com](mailto:Info@keheng-battery.com) or [Info@lithiumbatterytech.com](mailto:Info@lithiumbatterytech.com)

